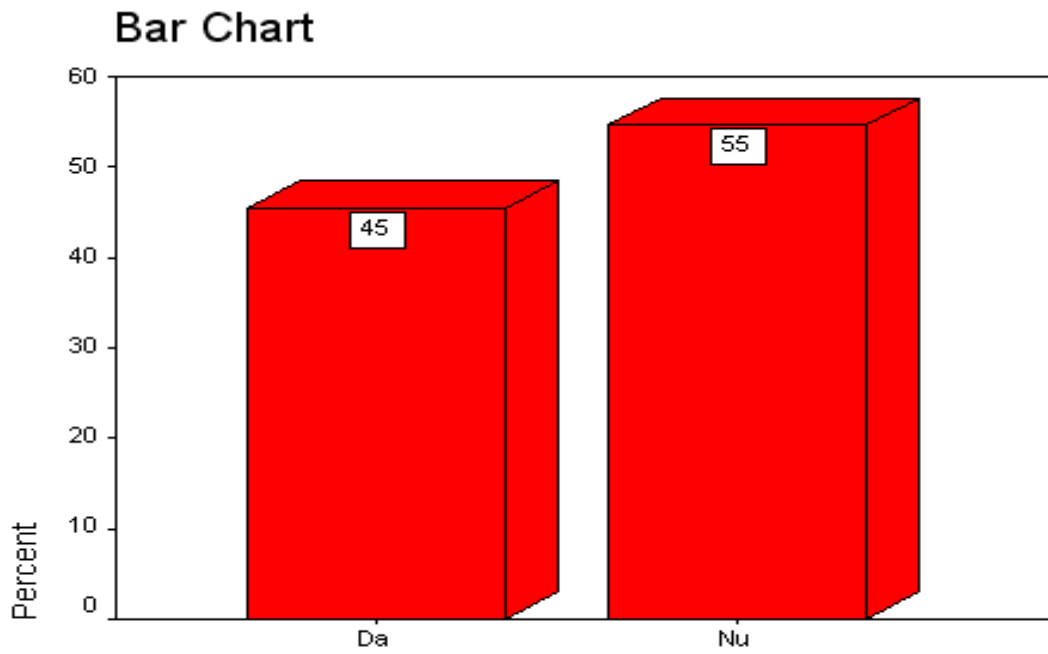
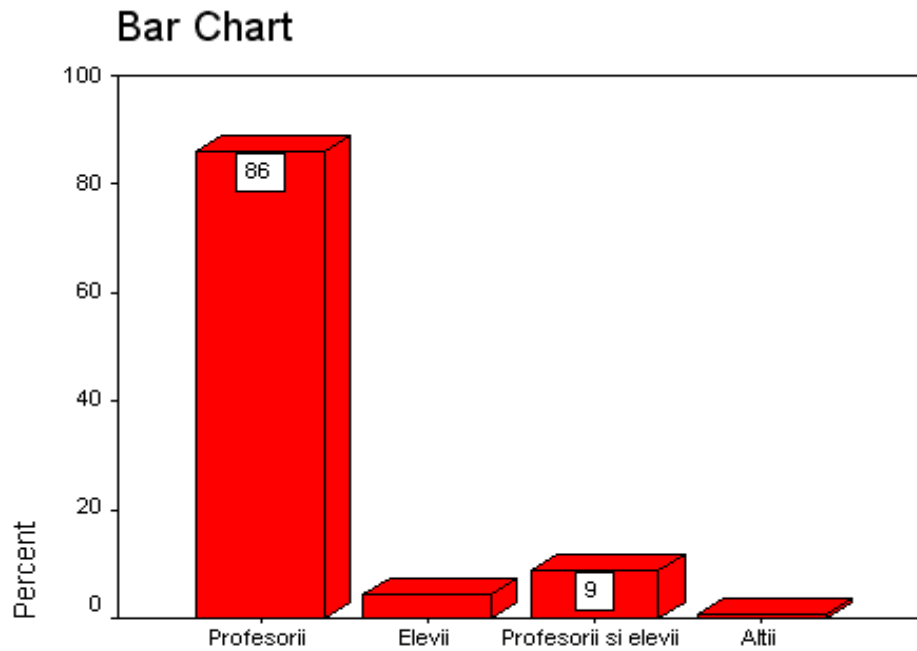


**Raspunsurile elevilor pentru fiecare item din chestionar**



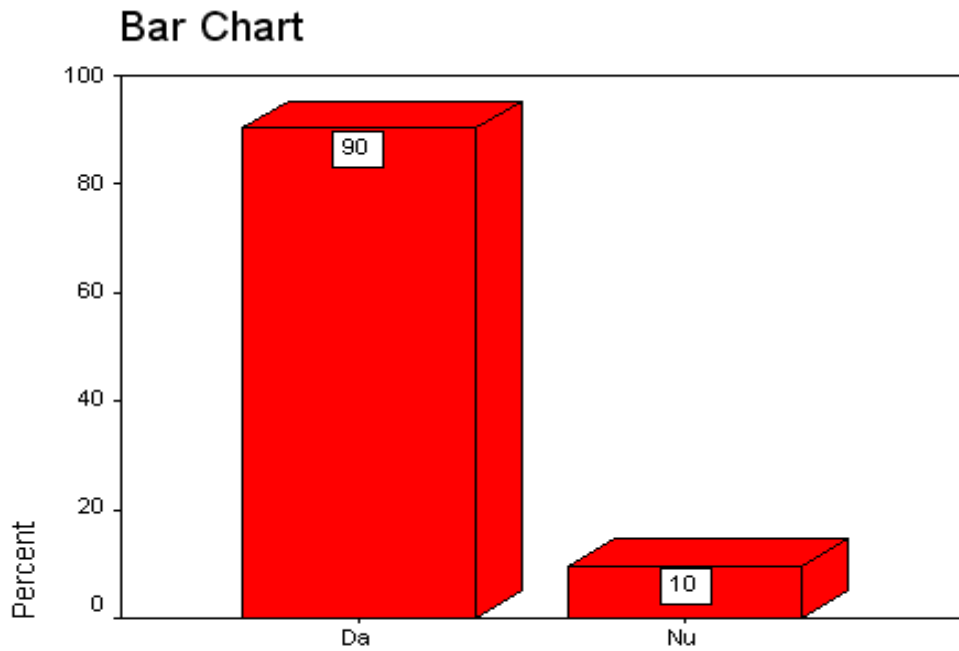
Au existat situatii in care scoala a impiedicat exprimarea personala



Cei care au impiedicat exprimarea personalitatii

**Profesorii au ingradit dreptul la exprimare**

		Frequency	Percent	Valid Percent	Cumulative Percent
Valid	Da	168	59,4	90,3	90,3
	Nu	18	6,4	9,7	100,0
	Total	186	65,7	100,0	
Missing	System Missing	97	34,3		
	Missing				
	Total	97	34,3		
Total		283	100,0		

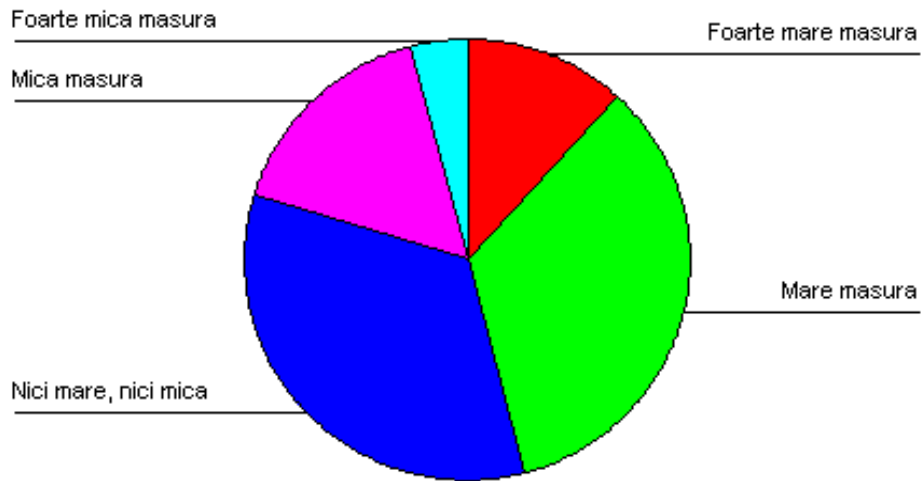


Profesorii au ingradit dreptul la exprimare

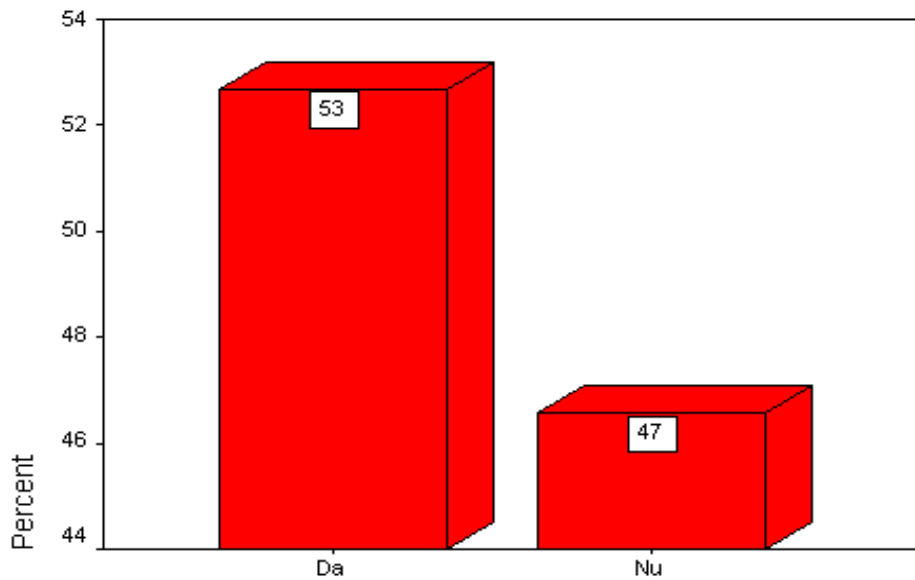
**Masura in care profesorii au incalcat dreptul la exprimare**

	Frequency	Percent	Valid Percent	Cumulative Percent
Foarte mare masura	20	7,1	11,6	11,6
Mare masura	59	20,8	34,3	45,9
Nici mare, nici mica masura	58	20,5	33,7	79,7
Mica masura	28	9,9	16,3	95,9
Foarte mica masura	7	2,5	4,1	100,0
Total	172	60,8	100,0	
System Missing	111	39,2		
Total	111	39,2		
Total	283	100,0		

## Masura in care profesorii au incalcat dreptul la exprimare Pie Chart



## Bar Chart

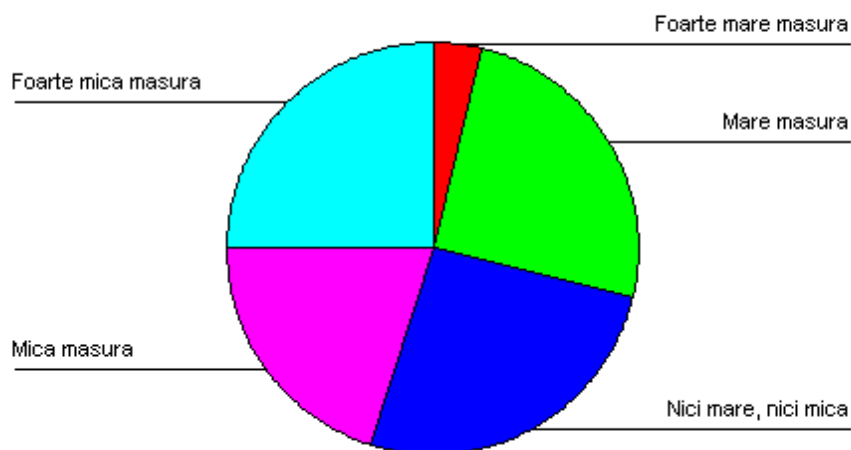


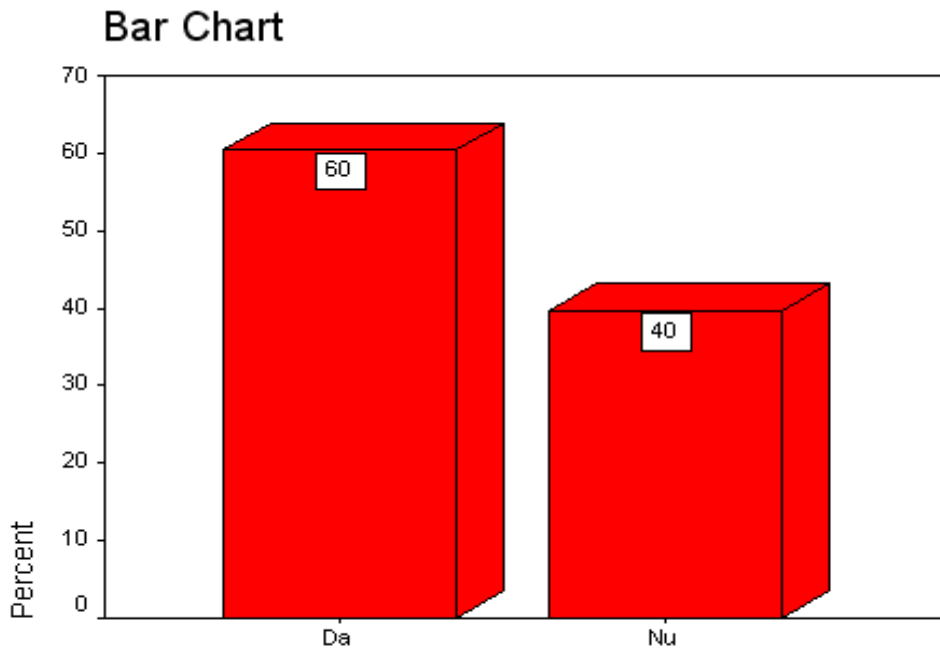
Elevii au ingradit dreptul la exprimare

**Masura in care elevii au incalcat dreptul la exprimare**

		Frequency	Percent	Valid Percent	Cumulative Percent
Valid	Foarte mare masura	3	1,1	3,8	3,8
	Mare masura	20	7,1	25,0	28,8
	Nici mare, nici mica masura	21	7,4	26,3	55,0
	Mica masura	16	5,7	20,0	75,0
	Foarte mica masura	20	7,1	25,0	100,0
	Total	80	28,3	100,0	
Missing	System Missing	203	71,7		
	Total	203	71,7		
Total		283	100,0		

**Masura in care elevii au incalcat dreptul la exprimare Pie Chart**

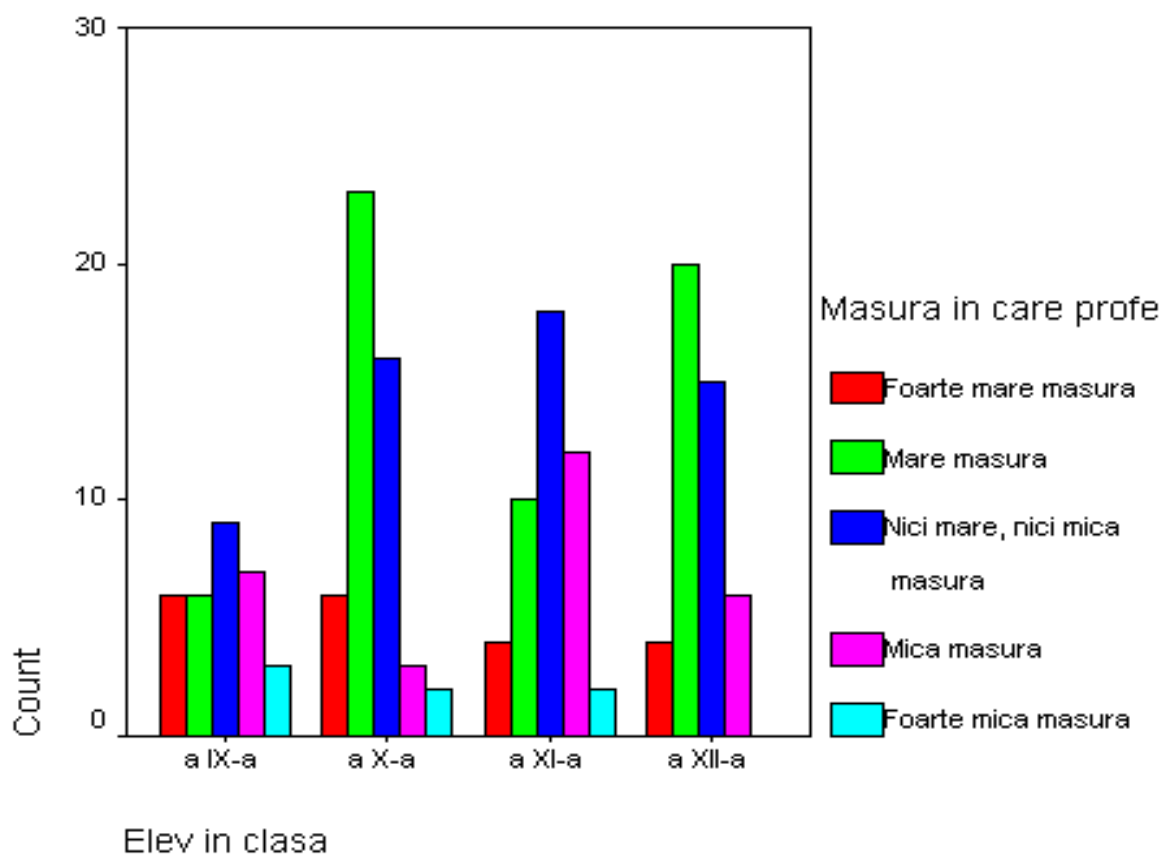




Au existat situatii in care nu si-au putut exprima opinia

**Elev in clasa ^ Masura in care profesorii au incalcat dreptul la exprimare Crosstabulation**

		Masura in care profesorii au incalcat dreptul la exprimare					Total
		Foarte mare masura	Mare masura	Nici mare, nici mica masura	Mica masura	Foarte mica masura	
Elev in clasa	a IX-a	6	6	9	7	3	31
		19,4%	19,4%	29,0%	22,6%	9,7%	100,0%
		30,0%	10,2%	15,5%	25,0%	42,9%	18,0%
	a X-a	6	23	16	3	2	50
		12,0%	46,0%	32,0%	6,0%	4,0%	100,0%
		30,0%	39,0%	27,6%	10,7%	28,6%	29,1%
	a XI-a	4	10	18	12	2	46
		8,7%	21,7%	39,1%	26,1%	4,3%	100,0%
		20,0%	16,9%	31,0%	42,9%	28,6%	26,7%
	a XII-a	4	20	15	6		45
		8,9%	44,4%	33,3%	13,3%		100,0%
		20,0%	33,9%	25,9%	21,4%		26,2%
Total		20	59	58	28	7	172
		11,6%	34,3%	33,7%	16,3%	4,1%	100,0%
		100,0%	100,0%	100,0%	100,0%	100,0%	100,0%



**In urma aplicarii chestionarelor, cele mai frecvente probleme de incalcare a dreptului la exprimare s-au remarcat la clasa a IX-a (foarte mare masura 19.4%) si clasa a X-a (mare masura 46%).**

**Datorita acestor rezultate am decis sa explicam elevilor din aceste clase ce inseamna dreptul la libera exprimare si impreuna cu ei sa gasim solutii la problemele existente.**

**Dupa discutiile purtate in timpul orelor de dirigentie am ajuns la concluzia ca ei trebuie sa fie mai curajosi in a-si exprima opinia, mai toleranti fata de colectivul scolii si totodata deschisi spre noi orizonturi, noi cai de abordare.**